

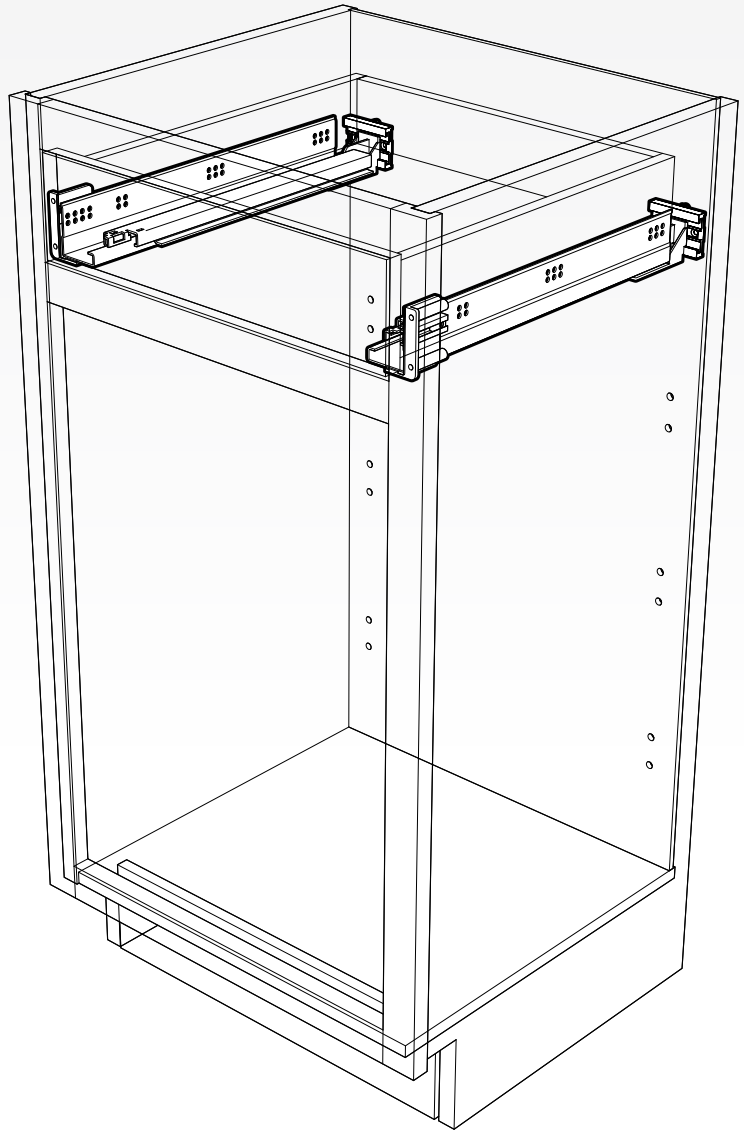
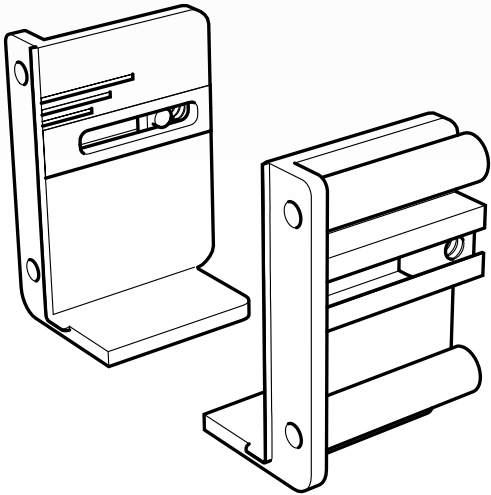


INSET BRACKETS

ADJUSTABILITY FOR INSET DRAWERS

Kitchen Buyers are now demanding more from their new kitchen investments. They are looking for smoother drawer systems, more storage space and a high-end furniture appeal with inset drawers and doors.

Tenn-Tex Plastics has developed our Inset Bracket program that will allow you to meet your customers' demands. This revolutionary bracket system provides drawer front adjustments for a perfect alignment, regardless of the drawer front thickness or profile. Our Inset Brackets will eliminate the need to put wood blocks behind the face-frame. At Tenn-Tex Plastics, we offer you Innovative Technology for Inset Cabinet Applications.



All materials ©2024 TennTex Plastics • We recommend test fitting to ensure proper function • Products in this brochure are Patented or Patent Pending.



INSET BRACKET ADVANTAGE

- Self Locating for Easy Mounting
- Works with Flush Bottom Cabinets (Universal Only)
- Smooth Horizontal Adjustment
- Anti-Slip Die Cast Insert
- Made with Strong Glass Filled Polycarbonate
- Attractive Wood Tone Coloring
- Replaces Cumbersome Wood Blocks
- Works with a Variety of Undermount Slides

ADJUSTABILITY



Tenn-Tex Plastics' Inset Brackets work with a wide range of drawer front styles and thicknesses. The T-349-A and T-352-A Brackets allow a drawer slide to be positioned into the cabinet for a thicker, beaded drawer front or allow it to rest on top of the stretcher rail for thinner profiles. The T-350-A/T-350-01-A automatically places the drawer slide further from the stretcher rail and gives it support for drawer fronts that are over 3/4" thick.

INSET DRAWER FRONT BRACKETS

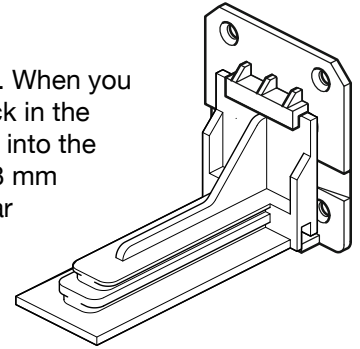
T-350-A	Inset Bracket, Handed, with Insert T-350-A (Left), T-350-01-A (Right)	T-349-A	Inset Bracket, Universal	T-352-A	Inset Bracket, Universal for Beaded Frames
	Box wt 7 lbs Box qty 100 Pallet 9,500		Box wt 12 lbs Box qty 200 Pallet 15,000		Box wt 15 lbs Box qty 200 Pallet 12,000
Also available in B-393 , including: (1) T-350-A Left and (1) T-350-01-A Right (4) HAR-074 - 2" Washerhead screws to attach bracket to cabinet (2) HAR-113 Machine Screws to attach slide to bracket insert 50 bags per box		Also available in B-394 , including: (2) T-349-A Universal Brackets (4) HAR-074 - 2" Washerhead screws to attach bracket to cabinet (2) HAR-113 Machine Screws to attach slide to bracket insert 50 bags per box		Also available in B-427 , including: (2) T-352-A Universal Brackets (4) HAR-074 - 2" Washerhead screws to attach bracket to cabinet (2) HAR-113 Machine Screws to attach slide to bracket insert (4) HAR-083 3/4" Trusshead screws to attach bracket to beaded frame 50 bags per box	
Colors: Brown T-350-A Left Brown T-350-01-A Right		Colors: Brown T-349-A		Colors: Brown T-352-A	

*Works with most standard undermount slides. Not designed for elongated holes. Tenn-Tex Plastics recommends testing to fit before purchase.

Trial applications are highly recommended. Some part numbers may have quantity restrictions or additional packaging options. Consult our website for dimensional drawings of parts. If you have questions on parts or availability, please contact Tenn-Tex Plastics before ordering.

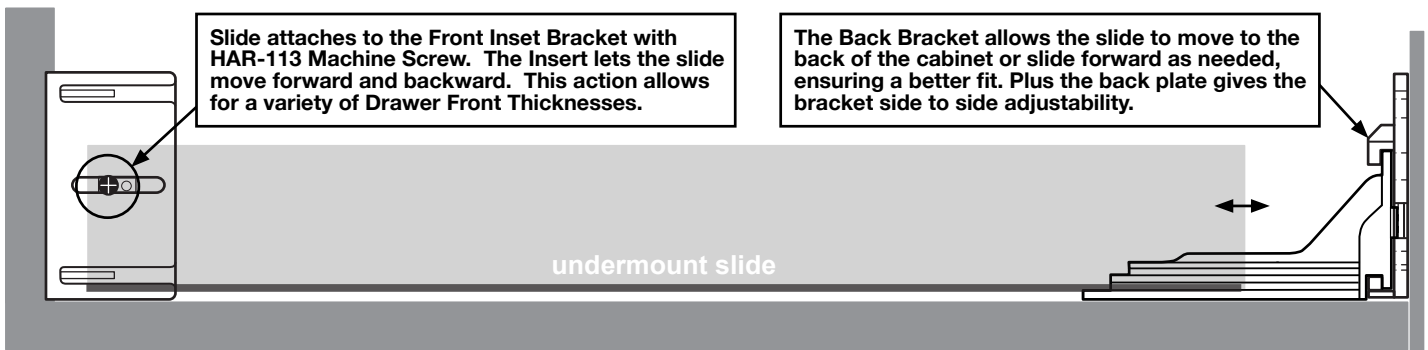
REAR BRACKETS FOR INSET UNDERMOUNT APPLICATIONS

Tenn-Tex Plastics has designed specialty Undermount Rear Brackets for Inset Applications. When you install the Front Inset Brackets, the Undermount Drawer Slide must be mounted further back in the cabinet. The standard Overlay Rear Brackets will not allow the drawer slide to move further into the cabinet. The Inset Back Brackets from Tenn-Tex will allow you to mount your slide within 13 mm of the back panel. The Brackets have over 17 mm of side to side adjustment. Our Inset Rear Brackets will work with most undermount drawer slides. They are available with dowels for multiple drill patterns or in a screw-on version. For more information and to solve your Bracket needs at contact us at **1-800-Tenn-Tex** or **sales@tenntex.com**.

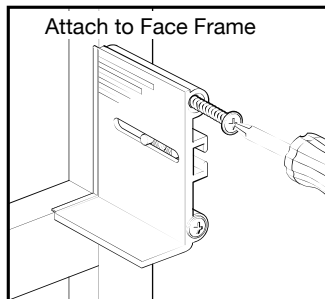


Common Item Numbers for Rear Brackets for Inset Applications. For Additional parts, contact Tenn-Tex Plastics.

Item #	Attachment	Back	Drill Pattern	QTY
C-280	Screw-On		X=1.5 / Y=6.8	400 Qty
C-308	8mm Dowel	1/8" Thick	X=16/Y=3.5	400 Qty
C-283 / C-283-01	10mm Dowels	1/4" Thick	X=3.5 / Y=8	400 Qty
C-301 / C-301-01	10mm Dowels	1/8" Thick	X=3.5 / Y=8	400 Qty
C-338 / C-33801	10mm Dowels	1/4" Thick	X=3.5 / Y=3	400 Qty
C-422 / C-422-01	10mm Dowels	1/8" Thick	X=3.5 / Y=3	400 Qty

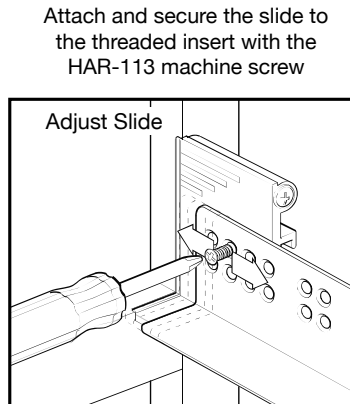


INSTALLATION



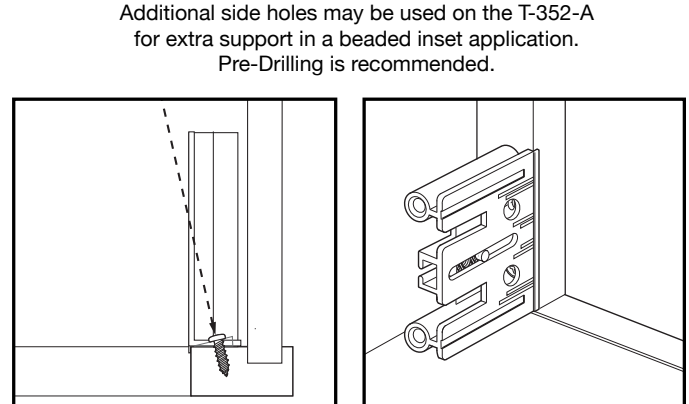
Attach to Face Frame

Attach any of the inset brackets to the faceframe with the HAR-079 screws



Adjust Slide

Attach and secure the slide to the threaded insert with the HAR-113 machine screw



Additional side holes may be used on the T-352-A for extra support in a beaded inset application. Pre-Drilling is recommended.

Trial applications are highly recommended. Some part numbers may have quantity restrictions or additional packaging options. Consult our website for dimensional drawings of parts. If you have questions on parts or availability, please contact Tenn-Tex Plastics before ordering.